

Introduction	
The essentials of using the Bacs Payment System	2
Follow our guides	3
We'll update you	4
Take our advice	5
You update us	6
Using your smartcard	7
Check your submissions	8
Update your sort codes	9
Get your approvals	10
Our 8 essential rules	11
Submission checklist	12
Glossary	12



# The little Bacs book

The essential guide for making and collecting payments by **Bacs Direct Credit** and **Direct Debit**

V2 | 07.2024






Introduction	
The essentials of using the Bacs Payment System	2
Follow our guides	3
We'll update you	4
Take our advice	5
You update us	6
Using your smartcard	7
Check your submissions	8
Update your sort codes	9
Get your approvals	10
Our 8 essential rules	11
Submission checklist	12
Glossary	12

## Introduction

### The essentials of using the Bacs Payment System

Direct Debit is the payment option chosen by thousands of companies to automatically and securely collect important payments from millions of people and organisations. Bacs Direct Credit – commonly known as Bacs – is used to pay salaries, benefits, as well as for settling business-to-business invoices.

All of the organisations using Direct Debit and Bacs Direct Credit, whether they submit direct using the Bacs Payment System or via a bureau, must adhere to the Bacs Payment System rules. Your sponsoring payment service provider (PSP) will be able to advise you if you are uncertain about how to comply with any of these.



Introduction	
The essentials of using the Bacs Payment System	2
Follow our guides	3
We'll update you	4
Take our advice	5
You update us	6
Using your smartcard	7
Check your submissions	8
Update your sort codes	9
Get your approvals	10
Our 8 essential rules	11
Submission checklist	12
Glossary	12

## Follow our guides

Go to [www.bacs.co.uk](http://www.bacs.co.uk) and register for access to the password protected section of the website. This is where the Guide and Rules microsites are available. Use these to check that your processes and procedures comply.




Introduction	
The essentials of using the Bacs Payment System	2
Follow our guides	3
We'll update you	4
Take our advice	5
You update us	6
Using your smartcard	7
Check your submissions	8
Update your sort codes	9
Get your approvals	10
Our 8 essential rules	11
Submission checklist	12
Glossary	12

## We'll update you

If we make any changes to the Guide and Rules that will affect you, we will send you details of the updates by email; you must amend your processes and procedures accordingly.


These important notices are sent to you by email so make sure that [bacs@mail.bacsinfo.co.uk](mailto:bacs@mail.bacsinfo.co.uk) and [bacs@mail.bacsupdates.co.uk](mailto:bacs@mail.bacsupdates.co.uk) are on email "safe" lists to avoid emails being rejected or sent to a junk mail folder.



Introduction	
The essentials of using the Bacs Payment System	2
Follow our guides	3
We'll update you	4
Take our advice	5
You update us	6
Using your smartcard	7
Check your submissions	8
Update your sort codes	9
Get your approvals	10
Our 8 essential rules	11
Submission checklist	12
Glossary	12

## Take our advice

You will have received the address and log in details for our secure Payment Services Website from your sponsoring PSP. This is NOT the same as [www.bacs.co.uk](http://www.bacs.co.uk). The Payment Services Website provides you with access to a range of important reports relating to the files you submit, your payments and / or collections. For example, you may receive an email telling you that a report is available for download. This report may contain what we call an 'advice' providing important information telling you, for instance, that the customer account you are trying to collect from or make a payment to has been closed. You must act on these advices within 3 working days from the date the advice is available. In some cases, your Bacs software supplier or bureau may collect these reports and advices for you but you are still required to act on the information they contain. More information is available on downloading reports at [www.bacs.co.uk/collectingreportsvideo](http://www.bacs.co.uk/collectingreportsvideo)




Introduction	
The essentials of using the Bacs Payment System	2
Follow our guides	3
We'll update you	4
Take our advice	5
You update us	6
Using your smartcard	7
Check your submissions	8
Update your sort codes	9
Get your approvals	10
Our 8 essential rules	11
Submission checklist	12
Glossary	12

## You update us

If any of your contact details change – such as your email address or telephone number – you must update these on the Payment Services Website in the ‘My details’ area to ensure the right contact information for you is recorded on our system.

If a primary security contact (PSC) in your organisation leaves or changes, your sponsoring PSP should be notified and a new contact should be registered.

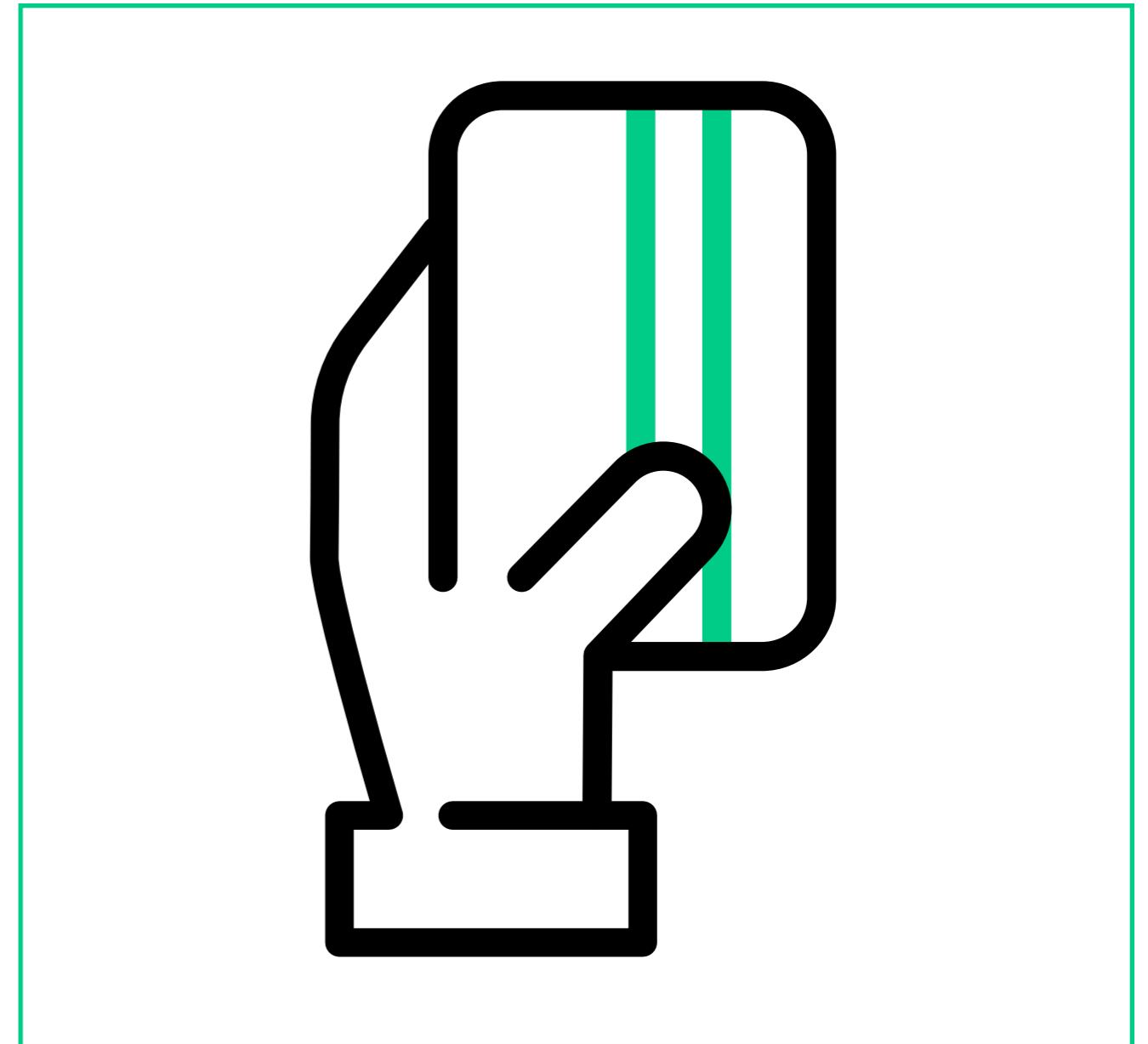


Introduction	
The essentials of using the Bacs Payment System	2
Follow our guides	3
We'll update you	4
Take our advice	5
You update us	6
Using your smartcard	7
Check your submissions	8
Update your sort codes	9
Get your approvals	10
Our 8 essential rules	11
Submission checklist	12
Glossary	12

## Using your smartcard

Direct submitters will be provided with smartcards to allow approved personnel secure access to our system through our Payment Services Website, as well as for signing and sending Bacs Payment System files. Smartcards cannot be transferred between people so a new card must be applied for through your PSP for new staff and the old card returned to the PSP to be destroyed.

Additionally, others in your organisation, or if you submit via a bureau, may be provided with a password and ID to access the Payment Services Website to download reports.





- Introduction
- The essentials of using the Bacs Payment System 2
- Follow our guides 3
- We'll update you 4
- Take our advice 5
- You update us 6
- Using your smartcard 7
- Check your submissions 8**
- Update your sort codes 9
- Get your approvals 10
- Our 8 essential rules 11
- Submission checklist 12
- Glossary 12

### Check your submissions

Check your submissions have been successful. There are reports available on the Payment Services Website or via your Bacs software which can confirm a payment file has been successfully submitted or can alert you if there is an error. If you submit via a bureau check your bureau confirmation.






Introduction	
The essentials of using the Bacs Payment System	2
Follow our guides	3
We'll update you	4
Take our advice	5
You update us	6
Using your smartcard	7
Check your submissions	8
Update your sort codes	9
Get your approvals	10
Our 8 essential rules	11
Submission checklist	12
Glossary	12

### Update your sort codes

If you store sort code information in your business, make sure you update this weekly, or monthly at the very least, as this information can change and that may affect the payments you try to make or collect. Updated copies of sort code information (the ISCD or EISCD) are made available by your Bacs approved software supplier or alternatively, your bureau should do this for you.

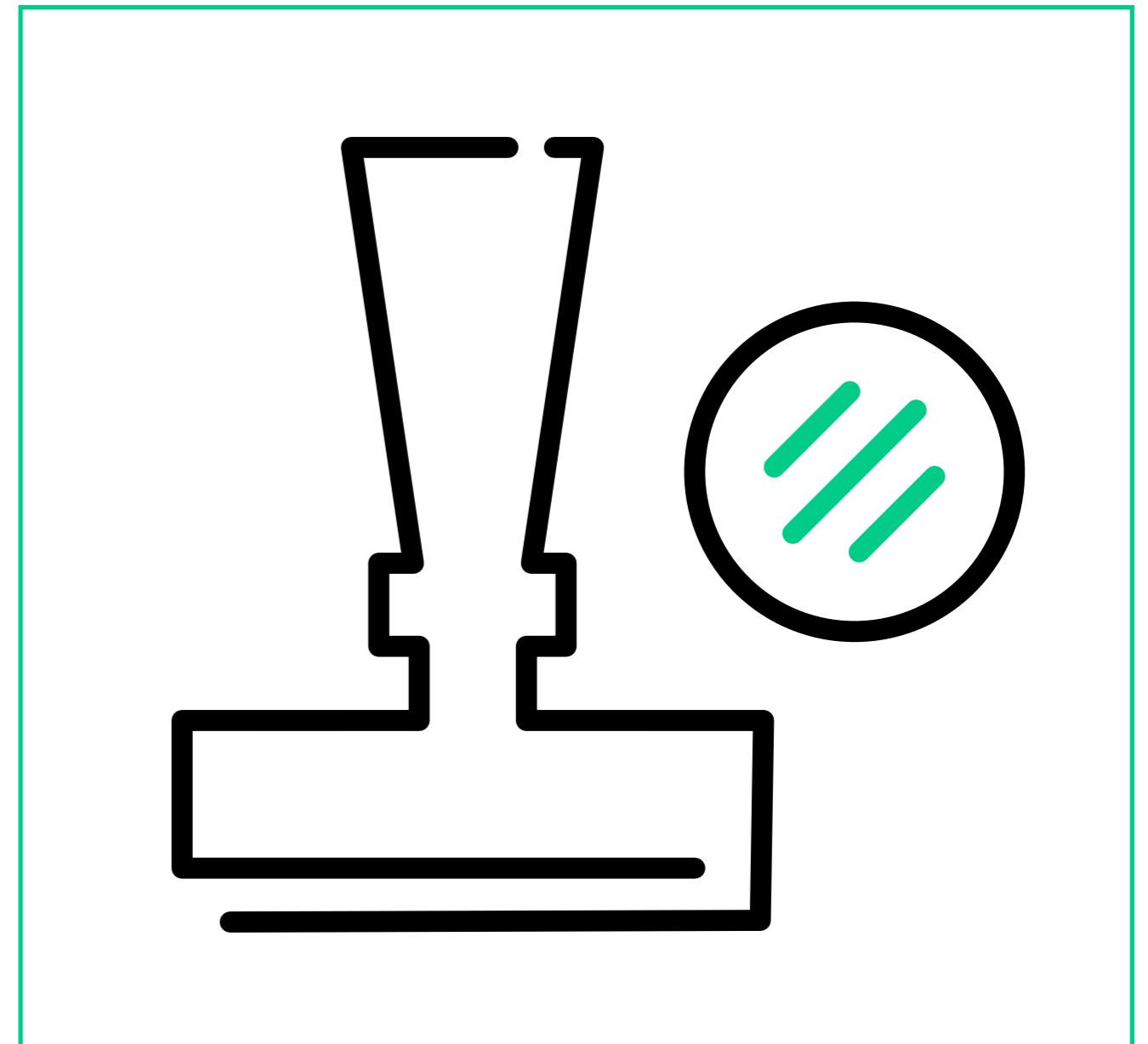


Introduction	
The essentials of using the Bacs Payment System	2
Follow our guides	3
We'll update you	4
Take our advice	5
You update us	6
Using your smartcard	7
Check your submissions	8
Update your sort codes	9
Get your approvals	10
Our 8 essential rules	11
Submission checklist	12
Glossary	12

## Get your approvals


Any printed or online documentation you produce in connection with the Bacs Payment System must be initially approved by your sponsoring PSP and again if you make any changes.

For example, this includes your Direct Debit Instruction, your advance notice and any scripts used by call centres to set up Paperless Direct Debit.




Introduction	
The essentials of using the Bacs Payment System	2
Follow our guides	3
We'll update you	4
Take our advice	5
You update us	6
Using your smartcard	7
Check your submissions	8
Update your sort codes	9
Get your approvals	10
Our 8 essential rules	11
Submission checklist	12
Glossary	12


### Our 8 essential rules




Follow our guides



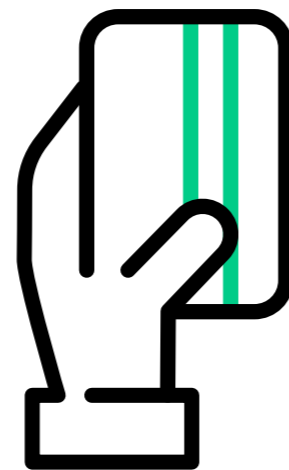
We'll Update You



Take our advice



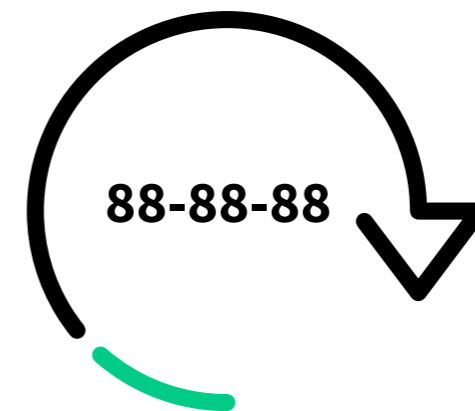
You update us



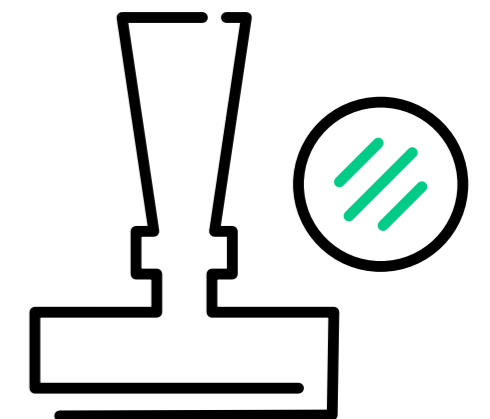
Using your smartcard



Check your submissions



Update your sort codes



Get your approvals

Introduction	
The essentials of using the Bacs Payment System	2
Follow our guides	3
We'll update you	4
Take our advice	5
You update us	6
Using your smartcard	7
Check your submissions	8
Update your sort codes	9
Get your approvals	10
Our 8 essential rules	11
Submission checklist	12
Glossary	12

## Submission checklist

1. Submit payment file.
2. Collect input report, available on the day of submission.
3. Monitor regularly for ADDACS and AWACS advices, ideally daily.
4. Apply updates from ADDACS and AWACS advices no later than 3 PSP working days after they are available.
5. Collect any ARUDD and ARUCS reports. These are available within 1 to 2 PSP working days after the payment / collection date.

If you have any queries, please call our  
Bacs Service Desk: 0370 165 0018  
servicedesk@bacsservices.co.uk



## Glossary

For more, go to [www.bacs.co.uk/glossary](http://www.bacs.co.uk/glossary)

**ADDACS** – Automated Direct Debit Amendment and Cancellation Service. These advise of changes to a Direct Debit Instruction.

**ARUCS** – Automated Return of Unapplied Credits Service. If a Bacs Direct Credit payment (eg. salary or supplier payment) is sent to an account which has been closed, or if the account details are not correct, the credit will automatically be returned to the paying organisation's PSP account.

**ARUDD** – Automated Return of Unpaid Direct Debits. These tell you when a Direct Debit has been returned unpaid for one of a number of reasons, eg. if a customer's account has been closed.

**AWACS** – Advice of Wrong Account for Credits Service. These advise of any changes to a Bacs Direct Credit payment, eg. if an account has been closed or moved.

All of these will be made available from the Payment Services Website or your Bacs software, and should be actioned immediately.

Introduction	
The essentials of using the Bacs Payment System	2
Follow our guides	3
We'll update you	4
Take our advice	5
You update us	6
Using your smartcard	7
Check your submissions	8
Update your sort codes	9
Get your approvals	10
Our 8 essential rules	11
Submission checklist	12
Glossary	12

## The little Bacs book

---

Bacs is owned and operated by leading retail payments authority Pay.UK, the company responsible for Faster Payments and cheques, as well as related services such as the Current Account Switch Service, and many others.

For further information visit [www.wearepay.uk](http://www.wearepay.uk)

2 Thomas More Square, London E1W 1YN